

SWOLLEN DOOR REPLACEMENT

Stop forcing it open every winter.

Built to hold shape every season.

WHY THIS HAPPENS


Timber doors absorb moisture from humidity and release it on dry days. That seasonal expansion and contraction warps the door over time. What fits in summer sticks in winter. Locks misalign. Seals gap. Repainting masks the surface but doesn't stop what's happening underneath.

THE ANSWER: STORMBLOC™


From \$2,200 supplied & installed

820 x 2040 x 35mm - Colorbond® steel both faces
RotGuard™ moisture-resistant edges - Engineered weather-resistant core


THREE CONFIGURATIONS



CORE
Solid Colorbond panel.
Maximum privacy + weather resistance.
Best for: Side, garage and rear doors that swell shut.
From \$2,200



VISION
Vertical viewing strip.
Light + line of sight without opening.
Best for: Front and rear doors that warp out of shape.
From \$2,700



HALF LIGHT
Small upper window.
Brings natural light into hallways and entries.
Best for: Front doors needing light and consistent alignment.
From \$2,700

22 COLORBOND® COLOURS - ALL THE SAME PRICE

CLASSIC FINISH

<input type="checkbox"/>  Dover White™	<input type="checkbox"/>  Surfmist*	<input type="checkbox"/>  Evening Haze*
<input type="checkbox"/>  Classic Cream™	<input type="checkbox"/>  Paperbark*	<input type="checkbox"/>  Dune*
<input type="checkbox"/>  Southerly*	<input type="checkbox"/>  Shale Grey™	<input type="checkbox"/>  Bluegum*
<input type="checkbox"/>  Windspray*	<input type="checkbox"/>  Gully*	<input type="checkbox"/>  Jasper*
<input type="checkbox"/>  Wallaby*	<input type="checkbox"/>  Basalt*	<input type="checkbox"/>  Woodland Grey*
<input type="checkbox"/>  Monument*	<input type="checkbox"/>  Night Sky*	<input type="checkbox"/>  Ironstone*
<input type="checkbox"/>  Deep Ocean*	<input type="checkbox"/>  Cottage Green*	<input type="checkbox"/>  Pale Eucalypt*
<input type="checkbox"/>  Manor Red*		

Why StormBloc?

The engineered weather-resistant core holds flat year-round. Cross-laminated layers resist Melbourne's humidity swings. No expansion, no contraction. No sticking. No misaligned latches. No re-cutting.

Set the door once and forget about it.

Manufactured by Bespoke Doors, supplied and installed by Doors Replaced.

DECAY STOPS HERE.

Send Photos. 24-Hour Quote. No Site Visit.